

SET-UP SHEET

Driver _____
Race _____
Trackname _____
Date _____

Track conditions

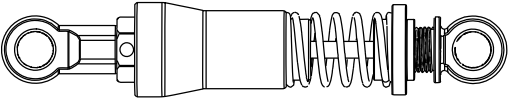
Surface Asphalt Outdoor Asphalt Indoor Carpet
Layout Tech Med Fast
traction Low Med High

Transmission


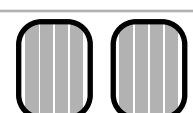
Gear diff oil/cst: _____ **Spurgear** _____
Gear diff oil/grams: _____ **Pinion** _____
Final drive ratio (1.9) _____

Belt width **Front** _____

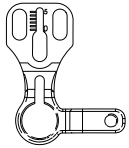
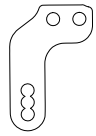
Front	Shocks	Rear
_____	Spring	_____
_____	Oil	_____
_____	Piston	_____
soft (silver) <input type="checkbox"/> 3mm <input type="checkbox"/> 5mm	Internal shock spring	soft (silver) <input type="checkbox"/> 3mm <input type="checkbox"/> 5mm
med (black) <input type="checkbox"/> <input type="checkbox"/> <input type="checkbox"/>		med (black) <input type="checkbox"/> <input type="checkbox"/> <input type="checkbox"/>

HEAVE SHOCK 
Spring _____ **Oil** _____ **Preload** _____

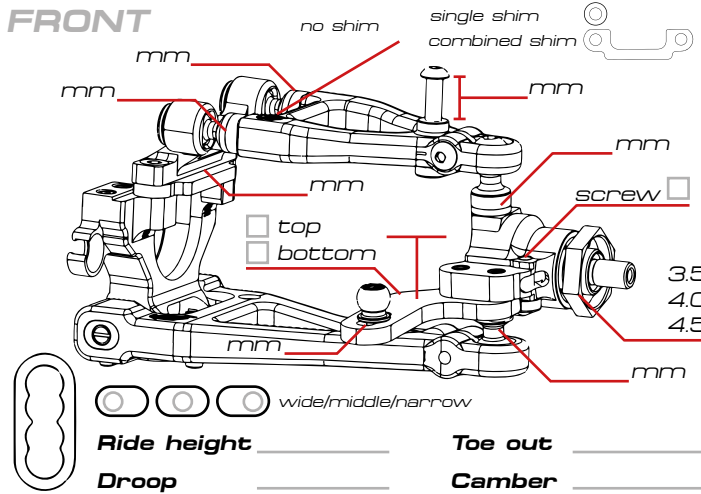
Front	Stabilizer Thickness	Rear
_____	 _____	_____
_____	Weight balance %	_____

Front	Tires	Rear
_____	Additive	_____
_____	Additive time	_____
	Treated area	

Motor _____ **Timing** _____
ESC _____ **Batteries** _____
Body _____ **Wing** _____

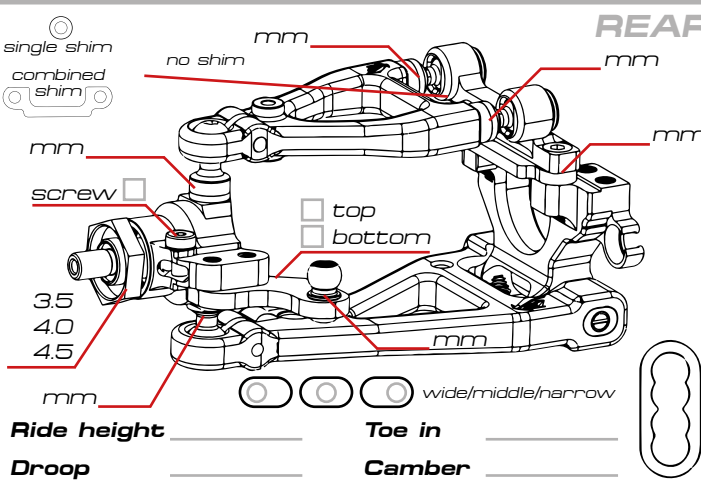
 **Ackermann setting** _____ mm
 **Steering lock inside tire** _____ degree

FRONT

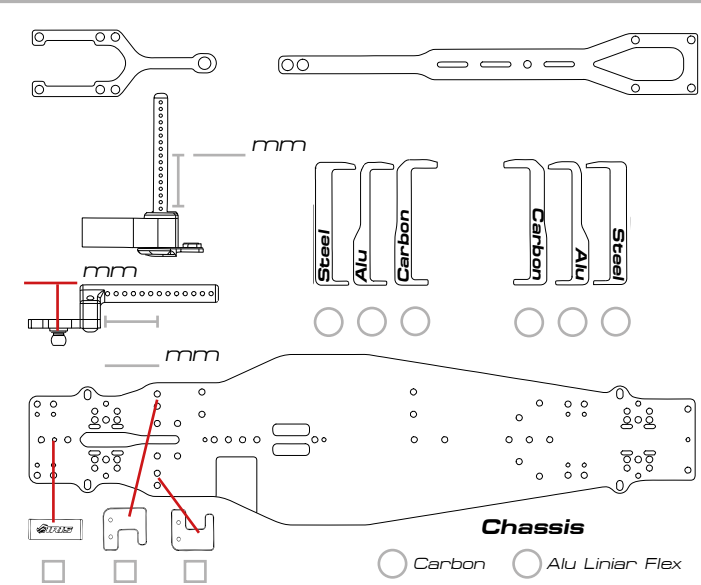


Ride height _____ **Toe out** _____
Drop _____ **Camber** _____

REAR



Ride height _____ **Toe in** _____
Drop _____ **Camber** _____



Chassis

Carbon Alu Linier Flex