

## SET-UP SHEET

**Driver** \_\_\_\_\_  
**Race** \_\_\_\_\_  
**Trackname** \_\_\_\_\_  
**Date** \_\_\_\_\_

### Track conditions

**Surface**     Asphalt Outdoor     Asphalt Indoor     Carpet  
**Layout**      Tech                     Med                     Fast  
**traction**     Low                     Med                     High


### Transmission

**Gear diff oil/cst:** \_\_\_\_\_  
**Gear diff oil/grams:** \_\_\_\_\_  
**Spurgear** \_\_\_\_\_  
**Pinion** \_\_\_\_\_  
**Final drive ratio (1.9)** \_\_\_\_\_

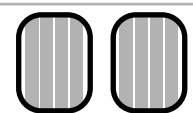
### Belt width

**Front** \_\_\_\_\_  
**Middle** \_\_\_\_\_  
**Rear** \_\_\_\_\_

<b>Front</b>	<b>Shocks</b>	<b>Rear</b>
_____	<b>Spring</b>	_____
_____	<b>Oil</b>	_____
_____	<b>Piston</b>	_____
soft (silver) <input type="checkbox"/> 3mm <input type="checkbox"/> 5mm	<b>Internal shock spring</b>	soft (silver) <input type="checkbox"/> 3mm <input type="checkbox"/> 5mm
med (black) <input type="checkbox"/> <input type="checkbox"/> <input type="checkbox"/>		med (black) <input type="checkbox"/> <input type="checkbox"/> <input type="checkbox"/>

**HEAVE SHOCK**   
**Spring** \_\_\_\_\_    **Oil** \_\_\_\_\_    **Preload** \_\_\_\_\_

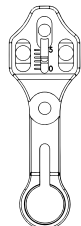
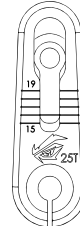
<b>Front</b>	<b>Stabilizer Thickness</b>	<b>Rear</b>
_____	 _____	_____
_____	<b>Weight balance %</b>	_____

<b>Front</b>	<b>Tires</b>	<b>Rear</b>
_____	<b>Additive</b>	_____
	<b>Additive time</b>	_____
	<b>Treated area</b>	

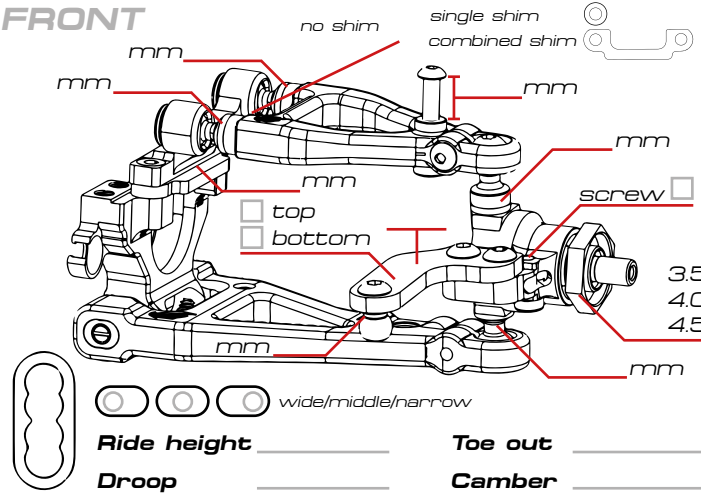
**Motor** \_\_\_\_\_    **Timing** \_\_\_\_\_  
**ESC** \_\_\_\_\_    **Batteries** \_\_\_\_\_  
**Body** \_\_\_\_\_    **Wing** \_\_\_\_\_

\_\_\_\_\_  
 \_\_\_\_\_  
 \_\_\_\_\_

**Ackermann setting** \_\_\_\_\_ mm  
**Servo arm length** \_\_\_\_\_ mm  
**Steering lock inside tire** \_\_\_\_\_ degree  
**Screw diameter** \_\_\_\_\_ mm

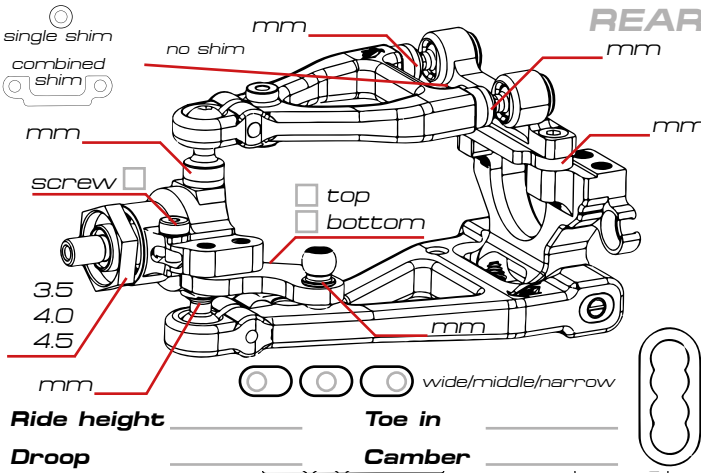



**FRONT**



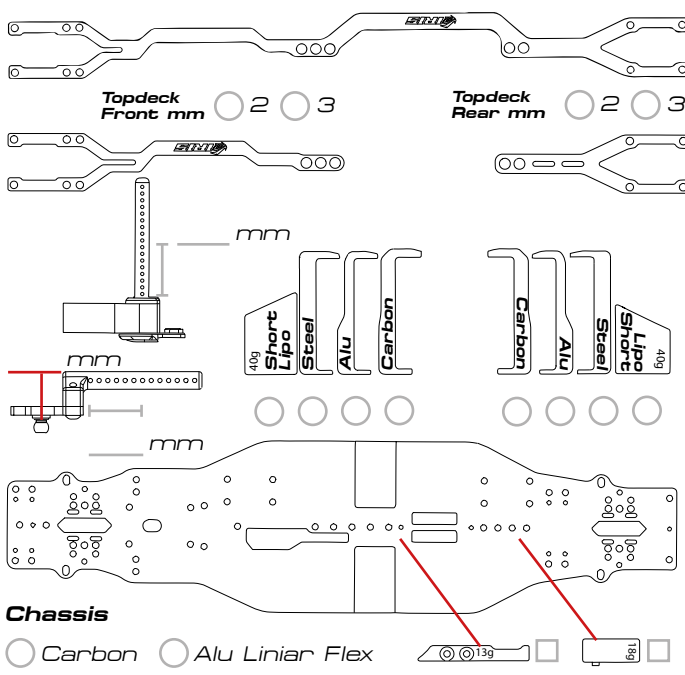
**Ride height** \_\_\_\_\_    **Toe out** \_\_\_\_\_  
**Droop** \_\_\_\_\_    **Camber** \_\_\_\_\_

**REAR**



**Ride height** \_\_\_\_\_    **Toe in** \_\_\_\_\_  
**Droop** \_\_\_\_\_    **Camber** \_\_\_\_\_

**Topdeck Front mm**  2  3  
**Topdeck Rear mm**  2  3



**Chassis**  
 Carbon     Alu Liniar Flex     13g     18g